

Power and Protection with Confidence®

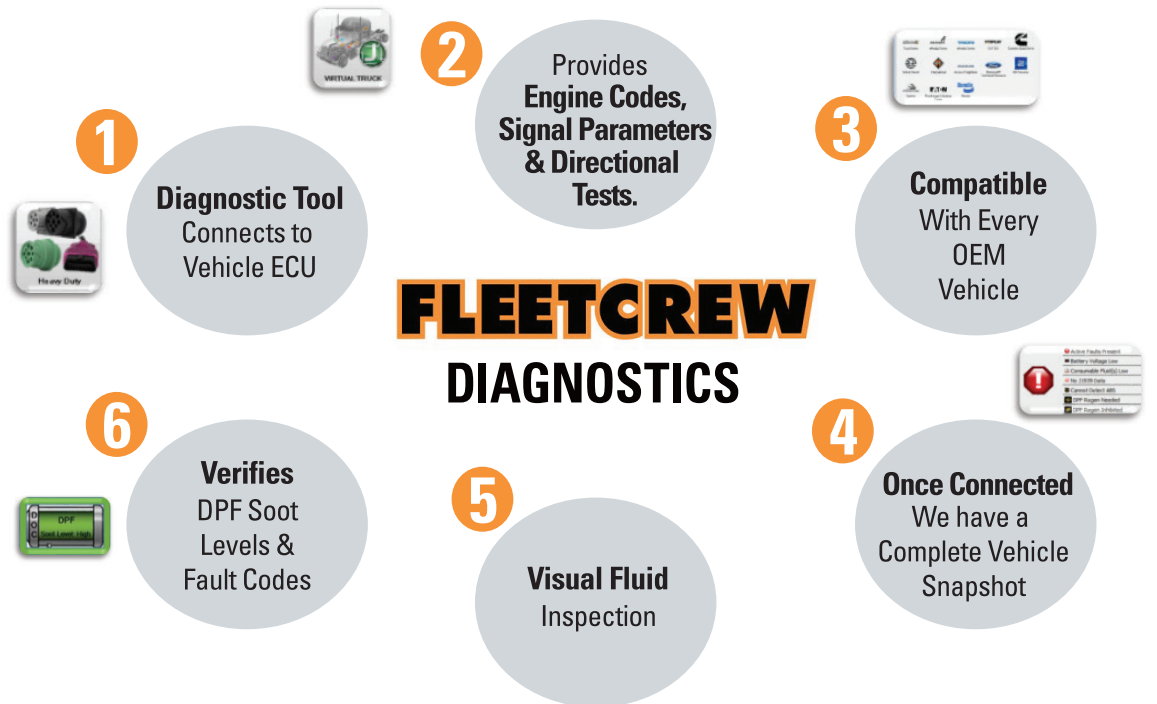
EMISSIONS  
SERVICE  
ZIPPY LUBE

FLEETCREW

# TRUCK RELIABILITY

## DATA-DRIVEN MAINTENANCE

At FleetCrew we use a data-driven approach for truck maintenance reliability by performing an on-board diagnostic service each time we touch your Heavy-Duty vehicle. This preventative measure helps our clients remove the guess work that only visual inspections offer with *“data-driven maintenance reliability”*



**COMPLIMENTARY**  
SERVICE FOR OUR CLIENTS

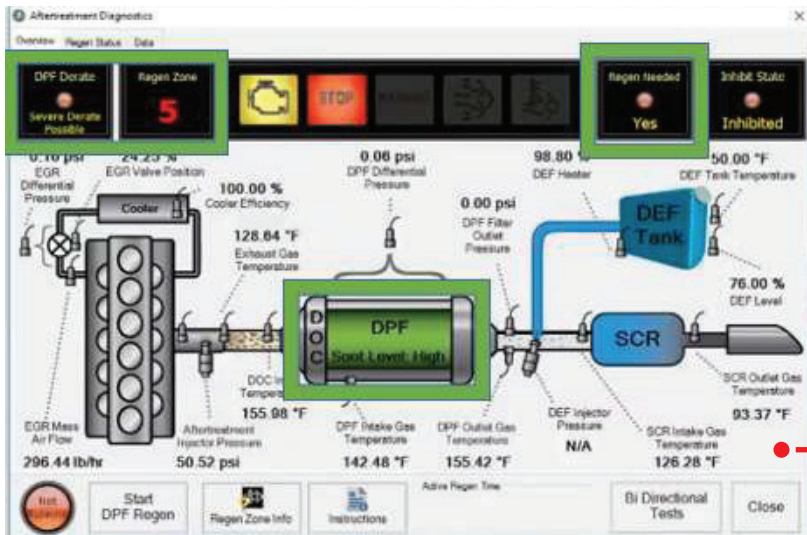
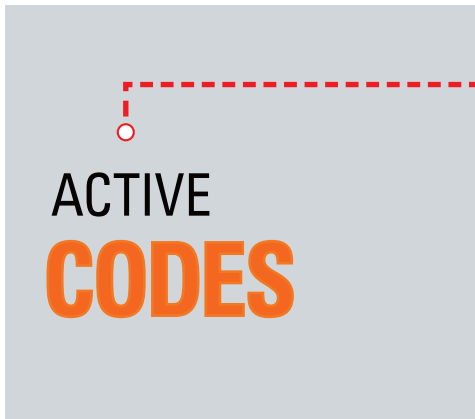
**ONLY TAKES**  
5 MINUTES!



Our diagnostic tool provides troubleshooting codes and the visuals of your engine's condition in REAL TIME. With this service, we are raising the standards in customer service and preventative maintenance!



VISUAL CONSUMABLES  
**FLUID CHECK**



AFTER TREATMENT  
**DIAGNOSTICS**